

President's Message August 2025



We've had a minute now to take a breath after the Garden Walk. Whew! After many months of planning and managing a myriad of details, we had a glorious day! Congratulations to the Garden Walk Team and THANK YOU to all for your contributions in making the day a success. Some of the measures of that success are all the smiles and complements from our visitors and the accolades we received on our social media. People really appreciate that our association is facilitating such a beautiful, refreshing event in

our community. An opportunity to visit wonderful gardens and talk to their creators in one's own community is valuable and educational. Reading about a beautiful garden can be inspirational, but standing in the middle of one can be transformational.

The Garden Walk always seems like the peak of summer to me. Now, heading into August, we know the season will soon start winding down as the days grow shorter, our gardens have their last flush of growth, and we gather the harvest. But, because of our work this year, several people have contacted us about information on the Foundations of Gardening class being held this fall. New gardeners and, perhaps, new Master Gardeners will sprout from our efforts. Hats off to all of you, our garden owners, the artists and musicians, and the GW team for sparking little bits of inspiration and transformation in everyone who attended. Please check out information about the class in this newsletter and on our Facebook page and consider how you can share this information with others.

July Meeting Minutes p.2

August Meeting Information p. 3

Ed. Opportunities for C.E. Credit p.4-6

CWSF info p.7

Plant Sale Updates p. 8-9

Garden Walk Update p. 10

Logo Wear p.11

WIMGA Corner p.11

MG Training Info p.12

Social Events p. 13

Calendar of Events p.14

July Garden Guide p. 15

July Meeting Minutes

Wood County Master Gardener Association
General Membership Meeting
July 22, 2025 - 6:00 pm
McMillan Memorial Library - Wisconsin Rapids

Program: Hydroponics by Trevor Frank

Total Present: 22 in person, 2 online - 24 total

Business Meeting: Called to order 7:05 by President Chris Grimes.

Secretary's Report: (Stacy) Minutes from June 24, 2025 were reviewed and put on file.

Treasurer's Report: (Famia) Report put on file.

WIMGA Report: (Karleen) No update.

Old Business:

Project Education Signs: (Chris) Chris is ready to order the signs but needs a bit of info from project leads.

New Business:

Logo Wear: Logo is available at Creative Designs (across from Dairy Queen in Wisconsin Rapids). Both embroidery and screen print available. Take any item of clothing you want done, or they have options there to choose from.

ORS and vouchers: Make sure to be inputting your hours in the ORS and getting any vouchers for repayment to Famia in a timely manner.

Nominating Committee: Carolyn needs more people for the committee. Please consider helping.

Committee Reports:

Fall Plant Sale: (Jill) September 13-14th. Jill passed out cards for members to keep track of what they are donating. It is really important for Jill to know what is being brought so she can plan. We need volunteers. This is the 2nd highest income earner we do.

Garden Walk: (Lil) Attendance was up from last year. There were approximately 400 attendees that visited each garden - estimate of about 500 people total. We ran out of tickets, but got creative. Income overview so far: Ticket sales - \$6,489.00; Raffle baskets - \$1,470.00; Silent auction - \$405.00; for a total of \$8,340.00. Still calculating expenses. If you have vouchers, get them to Famia as soon as possible.

Socialization Plans: (Chris & Diane)

August 1st - Tour of Lester Garden

August 14th - Monk Gardens and NTC - Meet at Monk Gardens at 10:00 am. Blue Willow Cafe for lunch. NTC tour with Trevor to follow. Please RSVP to Chris

August 26th - Picnic at Rudolph Grotto. Self-guided tour of the Grotto. Parking lot off 4th Avenue. Picnic will be outside unless bad weather. Chicken provided. Bring a dish to pass and your own beverages. Please RSVP to Chris for an accurate count for chicken.

Adjournment: M/S/P to adjourn at 7:54 PM.

Next Meeting: August 26, 2025 - 5:30 pm at Rudolph Grotto - Picnic

Respectfully submitted,
Stacy Musch, Secretary

August Meeting Information

Picnic Potluck!

Tuesday, August 26. 5:30pm

Rudolph Grotto Gardens

6975 Grotto Ave

Rudolph



Fried chicken, water, tableware provided by WCMG

Bring:

- Your own beverage if you prefer something other than water
- Your favorite dish to pass
- Your spouse/partner/best friend

RSVP to Chris Grimes by Sunday, August 24 so we have enough chicken.

Our August meeting will be held on **Tuesday, August 26** at the Rudolph Grotto Gardens. The Grotto Gardens consist of gardens and a cave. We will be touring the gardens beginning at **5:30**. The tour will be self paced with Chris, the caretaker, available to answer any questions we may have. Please be aware that there are uneven walking surfaces and stairs. (Bug spray may be a good idea) **If you wish to tour the cave, please come at 5:00**. There is a \$3 charge for touring the cave. The gardens are free. There is a gift shop on the grounds with restrooms. Chris has graciously offered the use of the basement of St Phillip's church. There is a cooler if we have anything that needs refrigeration and we can plug in crock pots etc.

Directions to the Rudolph Grotto Gardens :

From Marshfield: Head south from Marshfield to second roundabout. Take Hwy 10 East 17 miles to exit WI 13/WI 34. Turn right towards Wis Rapids. Go 6.9 miles. Turn left onto 2nd St N. There is sign directing you to the grotto on the highway.

From Wis Rapids: Take WI 13/WI 34 (Riverview Expressway) north for 7.4 miles. Turn right onto 2nd St North. Note sign on highway directing you there.

Education Opportunities for C. E. Hours

From UW Extension Horticulture

UW Extension Horticulture [Wisconsin Horticulture – Division of Extension](#) This site has a plethora of resources to explore. It is a great source for getting Continuing Ed credits. It has print and video resources for free use. Sign up to receive their monthly newsletter with pertinent topics: [Sign up](#) If you need Continuing Education Hours, go to [Online Program Archive – Wisconsin Horticulture](#) to view many of the recorded programs This is a good way to get your Ed hours before you get too busy gardening this spring..

From the Plant Disease Diagnostic Clinic

The Clinic will sponsor a Zoom presentation on a plant disease-related topic each month. To register for one or more talks, go to [2025 PDDC Monthly Disease Talk Registration Form | Plant Disease Diagnostics Clinic](#)

Deciduous Tree and Shrub Diseases August 27 6:30 – 8:30pm

Learn about common diseases that can adversely affect the deciduous trees and shrubs around your home. This presentation will include information on how to identify these diseases, as well as information on how to manage them

Ask the Experts August 18 1:30-2:30pm

Join our monthly online programs in 2025 for an opportunity to connect with plant health experts from the UW-Madison Division of Extension. Each session, held on Monday afternoons from 1:30 to 2:30pm, is your chance to ask questions about your trees and shrubs, garden vegetables and ornamentals, and lawns, insects, disease, etc. Registration link: [Free Online Gardening Programs – Wisconsin Horticulture](#)

Melinda Myers

Fall Landscape Planting and Care Sept. 4 6:30pm

Keep pollinators in mind as you manage fall leaves, prune shrubs, and clean up and prepare your landscape for winter. Fall is also a great time to add trees, shrubs, and perennials to your landscape. Melinda will share tips for taking care of your new and established native and non-native plants, flowerbeds, rain gardens, and lawns. She'll cover proper watering, fertilization, winterization, and protection from wildlife to get them through our challenging winters and ready for an eye-catching spring display!

Marshfield Public Library Garden Guru Programs

August 14 6pm Importance of Using Native Plants in Your Landscape/Yard 6pm Learn why native plants help our environment as well as how they can make gardening less work.

Events will be led by Master Gardener Educators at the Lester Public Library of Rome unless noted.

ROME GARDEN CHATS

2025 EVENTS



April 16, 2025
9:30-11:00

Designing Hanging Baskets*

Discussion/Hands-On/Registration Required/Held at Foss' Garden Center



May 21, 2025
9:30-11:00

Tackling Wildlife Damage

Discussion/Led by Janell Wehr, UW-Extension Educator



June 18, 2025
9:30-11:00

Sand-Casted Bird Bath Make-and-Take*

Hands-On/Registration Required/Led by Laurie Francis and Boots Stolt



July 16, 2025
9:30-11:00

Home-Grown National Parks

Discussion/Led by Barb Herreid



Aug. 20, 2025
9:30-11:00

Propagating with Cuttings

Discussion/Led by Linda Beck and Laurie Francis



Sept. 10, 2025
9:30-11:00

Bulbs and Tubers and Corms, Oh My!

Discussion/Led by Ardyce Piehl and Becky Gutzman, Retired UW-Extension Educator



Oct. 15, 2025
9:30-11:00

Growing Lettuce Indoors with the Kratky Method

Discussion/Led by Jennifer Fane

*A materials fee will be charged.

Mosquito Bucket Challenge

Control Mosquitoes – Protect Wildlife

A Safer Alternative to Fogging



HOW IT WORKS

1. Fill & Bait

Fill a 2–5 gal bucket 2/3 with water and add a handful of leaves or grass.

2. Add Mosquito Dunk

Use 1/4 of a mosquito dunk (wildlife-friendly & kid-safe). Replace dunk monthly.

3. Add Cover or “Rescue Stick”

Add wire mesh or a lid with holes to keep kids and pets out, or place a stick inside so small animals can climb out.

4. Place & Label

Set buckets in shady spots around your yard. Add our sticker or a sign to let neighbors know what it is.

WHY IT WORKS

The bucket draws in mosquitoes already nearby (not from far away), then stops the next generation before it hatches.

It works because of Bti, a natural bacterium that targets mosquito larvae but doesn't harm biodiversity like bees, birds, or butterflies.



WHY NOT FOG?

Fogging hurts more than it helps. It kills wildlife, is harmful to your pets and kids, and doesn't even stop mosquitoes at the source — it misses the larvae, where real control happens.

SPREAD THE WORD WITH A STICKER

Help your bucket teach your neighbors with the official sticker (vinyl or printable).



LEARN MORE

Scan for how-to, FAQs and advocacy tools:



MosquitoBucketChallenge.org

A project from



**HOMEGROWN
NATIONAL PARK®**

Cofounded by Doug Tallamy, author of *Nature's Best Hope*



Central Wisconsin State Fair

Central Wisconsin State Fair

Please check your calendar, CWSF Aug 19th to 24th. Two members per shift. Receive one day - free gate pass and help with parking on the grounds. Resource information on site. Set-up is August 18th. Booth shifts 4 hours 10a-2:00pm or 2:00p-6pm, you can ask for a longer shift. Tell Bea or Jill what shift you would like while it is still available.

SIGN-UP SHEET

WOOD COUNTY MASTER GARDENER VOLUNTEERS for ASK A MASTER GARDENER - BOOTH at CENTRAL WI STATE FAIR in August from Tuesday, 19th to Sunday, 24th, 2025,

The following members have signed up for one or more 4-hour time slots. You will receive a free pass for the whole day to attend the fair. Two members staff the booth with supporting "Ask a Master Gardener" materials. We will have one parking pass to share during the week.

Set-up Monday August 18th – Karen S, Joy M, and Jill B.

Some of the 6 remaining TBD slots will be picked up by Jill &/or Donna. We cannot cover them all.

*= Jill will cover the first hour of that shift.

Tues, Aug, 19th	10-2:00 pm *Terrie B. & Shelby W.	2:00-6pm-Lori K & TBD
Weds, Aug, 20th	10-2:00 pm Lori K. & TBD	2:00-6pm Audrey B. & TBD
Thurs, Aug, 21st	10-2:00 pm Deb R. & Karen S.	2:00-6pm Micky E. & Tamera N.
Fri, Aug, 22nd	10-2:00 pm *Joy M. & TBD	2:00- 6pm Micky E. & Jan M.
Sat, Aug, 23rd	10-2:00 pm Jill B. & TBD	2:00-6pm Jill B. & TBD
Sun, Aug, 24th	10-2:00 pm Bea K. & Fania M.	2:00- 6pm Bea K. & Chris G.

Take down and clean up Sunday 6pm August 24th Bea K, Chris G, and Jill B.

Please write yourself a note with the date and time you have selected to help.

Click on this link to see what grandstand music event is available each night -

www.centralwisconsinstatefair.com/events/grandstand

You can get a free entrance ticket and parking pass if you exhibit at the fair

www.centralwisconsinstatefair.com/p/getinvolved/exhibitors---open-class



Fall Plant Sale Buzz

Our second biggest fund raiser is the fall plant sale during Maple Fall Fest Shoppers at Maple Fall Fest, on September 13th and 14th will have access to multiple vendors and food trucks. We have a large grassy area under trees just off the food truck parking lot. In our area, shoppers will see over 23 tables displaying our products. It can be overwhelming.



How can we help?

- Member volunteers are there to direct and assist shoppers.
- **A very useful tool is a product location chart and availability list.**
- Easy to see table signage of product category on that table.
- Picture boards and plant information boards that help land the sale.

We have the members, and Donna has a native picture chart, because she grows 97% of them. **The remaining three elements will be what we need to earn a higher profit.** This is why I keep asking to know what you propose to donate. It is so much easier to delete, even cross out those products that must wait for the spring sale, than to add them at the last minute.

Products we offer are Bulbs/Rhizomes, Houseplants, Natives, Perennials, Seeds, Succulents or Vegetables. Also gardening/nature related: Accessories, Art, Bird/Butterfly related, Books/Magazines(Print information must be recent and from a viable resource), Colored Bottles, Décor, CLEAN Pots, Seed Starting Supplies, Tools, & Yard items. (Must still have value & useable life) Also dried plant materials for the dried arrangements.

Pre-sale tasks we need help with:

- Write-up/photos for the social media and three local weekly papers. Continue to get the word out, by using various media – posting, conversations, save the date flyer, etc.
- Chart/List of available items- Dry Materials, Houseplants, Perennials, etc.
- List of “Are you looking for plants ...” – Sun/Shade, different textures/colors, etc.
- Locate and buy perennials at wholesale price.
- Wagons and tables.
- Adopt natives from Donna so she has some free time.
- Volunteer to help with pre-sale, the sale, and post-sale. Get on the list now. Contact a committee member to volunteer for one of the above needs.

List of Fall sale volunteers from 2025 renewal forms Cochairs=Becker & Kohl. Team= Miller, Remington, Schutz, Streiff. Peak Workers=Brown, Fischer, Grimes, Gruen, Herreid, Kilinski, Marx, Musch, Rokke, Schotten, Schulein, and Weister.

PLANT BUZZ AUGUST 2025

- Setup: Sept. 12th – Friday at 9am till done. **Come when you can.** Personnel needed: 12-15.
- Staff for Sale: September 13th & 14th weekend. Sat 8am-5pm Sun 8-4 Personnel needed: 13-19
- Take-down: September 14th after 4 pm. Personnel needed: 9-12

What We need From Our Members Now

- Lend us your wagon. We assist customers with getting their purchases to their vehicle.
 - Fill out your proposed donation slip you received at the July membership meeting.
 - Make a plant or nature related item. Or modify one - I'm adding a board to suet feeders for woodpeckers to cling to. Team up with others.
 - Check your donation box, does each item still have value and is usable. Is it clean?
 - Propagate by dividing potted plants or take cuttings to place in water or a pot of soil. Four methods explained www.bing.com/videos/riverview/relatedvideo?q=what+plants+can+be+propagated&mid=441DD80B010279D22EAF441DD80B010279D22EAF&FORM=VIRE
 - Use a good quality commercial potting soil.
 - Try to use 3 or 4 inch pots for smaller plants to help with pricing. Ask Jill or Famia for pots.
 - Unable to propagate plants? Contribute by adopting some of Donna's winter sown plants and care for them until the sale.
 - Protect plants from jumping worms by placing on a tarp on the ground under the plants or setting them above the ground on a piece of wood or a rack.
 - Does your plant need to be in a larger pot? Pot up now so it is established by the sale.
 - Look for nice pots or baskets to set your potted plant in, to increase its sale value.
 - Check on your plant products. Start creating your labels, bulb and seeds envelopes, etc.
 - Label plants using the WCMGV label format. Name/light needs/bloom color, etc.
 - Plants sell if they have a picture of it in bloom, start your collection now.
 - Jill and Donna are preparing posters, table signage and plant list of available items to inform our customers and volunteer staff what we have to offer. Please submit your intended list of donations as soon as possible so this information can be included.
- **E-mail to Jill** a list of your plants, bulbs, seeds, dry materials, garden treasures - art/decor/tools, etc. SOON!! Help with sale signage, staffing and having enough sale tables. **Email to Donna** the native plant information as soon as possible.

Seeds and Dry goods are needed

- Continue watching for and collecting mature seeds to package for sale at Maple Fall Fest Monarda, Purple Lovegrass, Woodland Rye, Downy Phlox, False Sunflower (ox-eye), Indian Paintbrush
- Collect the following plant materials during August from your garden or your neighbors' gardens. Dry them for fall bouquets (a major money-maker at the sale) Your quantity of materials collected does not matter. Every little bit counts!

Liatris, Curly willow branches, Clover flowers, Stems of lavender, Pampas grass, Rose hips, Bachelor buttons, Celosia, Globe amaranth, Blackberry lily, Ox-Eyed daisy seeds, Baptisia seed pods, Amaranthus, Hyssop, Iris seed heads, Statice, Artemesia, Sea holly, Cone flowers, Chinese lanterns, Everlastings/Straw flowers, Penstemon, Poppy seed heads, Sage, Tall marigolds, Hydrangeas of any kind, Goldenrod (not yet gone to seed), Boneset (not too mature), Black-eyed Susan seed heads, Joe Pye Weed (not too mature), Wheat & oats sheaves, ornamental millet, Grasses, wild and domestic(not yet dropping seeds), Chives and other alliums seed heads, Lupines, Bleeding hearts, Clematis seed heads, Peony seed pods, Anise Hyssop

Garden Walk 2025 Update-SUCCESS!

The word certainly got out about the Wood Co Master Gardener's Garden Walk this year, and garden lovers came- from all over our state, North Carolina, Texas, Minnesota and Germany! We realize that our walk was probably not the primary reason for their visits here from so far away, but in conversation these folks expressed how much they loved the experience. Our attendance increased by almost half and we received so many compliments about garden variety, creativity, the music, the art and vendors.




Friday's pre-walk and reception for garden owners, vendors and volunteers was just as well attended, uniting all with the purpose of our cause, and new friendships began. The traditional garden stone gifts were presented to garden owners and proudly put on display in each garden.

Our treasurer is currently working on our income/expense report at the time of this newsletter publication, but this we know: we exceeded last year's income, exceeded attendance, impressed all who attended and exceeded our own expectations! Thank you one and all that contributed to this success.

Here are a few pictures from the day, and as they say, "There's no rest for the wicked!" Our Garden Walk Selection Committee is starting this week to look at Gardens for 2026!

Until next time! Your Garden Walk Committee



WIMGA Corner

While we all have been busy with our outdoor activities, WIMGA committees have been working on a variety of items with the goal of strengthening the WIMGA organization and providing outstanding continuing education opportunities beginning in September. Tentative continuing ed plans include:

Seed Saving and Sharing	September 17
Transforming Gardens to Protect our Planet	October 6
Backyard Bullies, Plant Porn & the Search for a Meaningful Garden (WIMGA Annual Meeting)	January 12
Edible Gardening in Wisconsin	February 2
Hosta Care	April 22

All these events will be offered through Zoom without charge to WIMGA members and scheduled for early evening viewing. Most will be recorded for limited later viewing through the WIMGA website.

A fee-based speaker series on three Tuesdays in March will include Native Shrubs and Trees for Birds & Bees, Flowering Shrubs for all Seasons and The Art and Science of Pruning. Details on registration and costs will come later.

A “members only” Facebook page is in the exploratory stage.

A working committee is fashioning an awards program titled **WIMGA’s Search for Excellence** with the goal of recognizing outstanding programs, projects, activities, etc. by small groups that are a part of larger Master Gardener organizations. The proposed awards program does not have any relationship to WIMGA grant applications but will involve a separate application/nomination process. It is hoped that the program will be ready for introductions at the WIMGA annual membership meeting in January.

Karleen Remington, WCMGA Representative to WIMGA



Logo Wear!

Creative Designs at 540 E Grand Ave in Wisconsin Rapids is now authorized to embroider our logo on apparel items. Bring in your own clothing item or purchase from a wide variety of styles and colors of t shirts, sweatshirts, jackets, fleece, hats, tote bags, etc. at their store. Embroidery charges are based on the size of the logo, but our logo in the standard size for a shirt, 2 1/2 by 3 1/2, is \$9 for an item bought from them and \$13.50 for an item you bring in yourself. Choose from a large selection of thread colors for the wording on your logo to best coordinate with your clothing item.

Do you know anyone interested in becoming a Master Gardener?

Share this information on the first step to becoming a Master Gardener by participating in this course by [@Wisconsin Horticulture Extension](#).



Registration is open for the 2025 Foundations in Gardening course—an online, learn-at-your-own-pace course that covers not only the fundamentals of growing and caring for plants in Wisconsin, but also important topics found in the Wisconsin Extension Master Gardener Program Onboarding exam.

Register for **Foundations in Gardening** at a discounted **Early Bird** rate by August 11. For more information contact us at woodcountyga@gmail.com

Social Events



Monk Botanical Gardens and Northcentral Technical College Tours w/ lunch Thursday August 14 (approx. 10am-3pm)

We'll have a full day, starting with a tour of Monk Botanical Gardens with one of their staff. Their entry point changed last year and is at this **Address: 1901 N 4th Ave, Wausau**

Following lunch at Blue Willow Cafe (Dutch treat) **1111 N 4th Ave**, we'll travel to NTC to meet with WCMG and NTC Faculty member Trevor Frank, who will conduct a tour of NTC Agriculture Center of Excellence at

6625 County Rd K, Wausau Trevor can show us their hydroponic systems, greenhouse, vegetable/flower gardens, pollinator habitat, standard and high-density orchard plantings, and high tunnel.

RSVP by August 13 to Chris Grimes so we have an idea of how many for the tours and lunch and/or if you'd like to car pool.

Visit the Monk Gardens website for information and photos about all there is to see: www.monkgardens.org. Many thanks to Trevor, who arranged complementary tours for us. No charge for either, but donations are always welcome and needed at Monk Gardens.

Food+Farm Exploration Center

3400 Innovation Drive
Plover

The center was born of a mission to educate current and future generations about agricultural innovation and sustainability. As a place for education, unforgettable family experiences, fun, and great wholesome food, it is a unique way to learn about careers in agriculture. Regardless of age or background, you will find immersive, multi-sensory activities and exhibits that will give a new perspective on food and production agriculture.

Meet at the Center on

Tuesday September 9

10am-12noon for tour of the building, greenhouse, review of adult programming.

Tickets payable at the door \$11 for seniors

Lunch (Dutch treat) afterwards at their in-house restaurant **The Colorful Plate Cafe**

Calendar of Events*

August 11 BOD meeting

August 14 Monk Botanical Gardens Tour and NTC Tour*

August 19-24 Central WI State Fair*

August 26 Membership Meeting-Rudolph Grotto –Picnic*

Sept. 9 Food+Farm Exploration Center*

Sept. 13-14 Fall Plant Sale Set up on Sept. 12*


September 23-Membership Meeting-Composting

October 28 Membership Meeting-Indoor Plant Lighting

November 18 Membership Meeting-Winter Social

***Refer to separate articles for more information about most of these listings, including times and links to register.**


Embrace Summer!!



August Garden Guide

Taken from Portage County Master Gardener Website

- Mulch dahlias to conserve moisture and eliminate weeds.
- Stake plants with heavy blooms.
- Order spring-flowering bulbs for fall planting.
- Keep phlox plants deadheaded. Never let phlox go to seed if you want to keep colors true.
- Start seeds of daisy, coreopsis, sweet william and pansy in peat pots or nursery beds. Transfer to permanent beds in late September. or early October.
- Cut gladiolus blooms leaving maximum amount of foliage on plants.
- Transplant and divide iris and day lily.
- Watch for red spider mites on phlox.
- In mid-month, take cuttings of coleus, geraniums and other plants for winter houseplants.
- Plant chrysanthemums for fall color. Fall planted chrysanthemums need extra winter protection.
- Plant Madonna lily and Japanese and Siberian iris.
- Continue watering flowerbeds at least once a week during dry periods.
- Plant or transplant oriental poppies. Do not mulch, as they prefer hot, sun-baked ground.
- Bring poinsettias indoors.
- By the end of the month, start withholding water from amaryllis. Amaryllis requires an eight-week period of drought to bloom. Place in cool basement for three-month rest.
- Sow cover crops in vegetable garden areas not in use.
- Cut and dry or freeze herbs. Pick herbs just before blossoms open for best flavor.
- Inspect corn regularly. Corn pests become abundant in mid-August.
- Keep eggplant and peppers picked so younger fruit develops.
- Plant late crops of radishes, lettuce, spinach and beets.
- Mid-August to mid-September is the best time to establish grass seed. Keep soil moist at all times or seed will dry and die.
- Plant evergreens now through mid-September so they are well established before winter.



- Remove thatch from lawn if more than one-half inch thick.
- Tip layer black and purple raspberries for replacement.
- Fertilize strawberries with 10-10-10 fertilizer applied at 2-3 pounds per 100 square feet. Thin plants if needed.
- Maintain lime-sulfur spray program on tree fruit to control apple and pear scab and certain other diseases.
- Collect and bury diseased, mummified plums for future brown-rot control.

2025 WCMGV BOARD OF DIRECTORS

President—Chris Grimes
715-424-2878

Vice President—Terrie Brown 715-459-4248

Secretary—Stacy Musch
715-204-6502

Treasurer—Famia Marx
715-652-2405

Director—Bea Kohl 715-423-8908

**Director—Carolyn Schu-
lein** 715-389-9027

**Communications Rep.—
Chris Grimes** 715-424-2878

**WIMGA Rep— Karleen
Remington** 715-387-1863

**Newsletter Editor—Donna
Streiff** 715-207-6218

**Wood County Extension Horticultural
Agent Janell Wehr** janell.wehr@wisc.edu

The Wood County Master Gardener Association is a non-profit organization with a mission to educate and share information with its members and the community alike. In addition, it is our charge to promote the UW Extension from which we are founded. We are a diverse group interested in the latest research-based horticultural information.

Future Article Submissions

Please send items for inclusion in the newsletter by the 25th of the previous month to: streiffonclay@tds.net

Wisconsin Master Gardener

Website: <https://mastergardener.extension.wisc.edu/>

Wood County Extension

Website: <https://wood.extension.wisc.edu/>

Wood County Master Gardener Association Website:

<https://wood-county-master-gardeners.org/>

WIMGA Website: <https://www.wimga.org>

Reminders

ORS is open for recording your hours.

Onboarding Lite is open also. You are responsible for reviewing the material every year. You were sent quite a few updates in January that you MUST be aware of as a Master Gardener.

Thank you to all who made the Garden Walk a success.

Sign up to help at the Fair.

Consider what you can grow to contribute to the plant sales. Succulents, bulbs, and house plants are always the first to go, and dried materials for our bouquets.

Keep the Fall Plant Committee advised of your anticipated contributions so advertising and resources can be prepared before the sale.